

Unified Domain Search Engine

↑ 11.8%

2753

NUMBER OF SEARCHES

↓ 19.9%

430k

HITS

↓ 0.7%

14.673

VISITORS

↑ 42.6%

609

REGISTRATION CLICKS

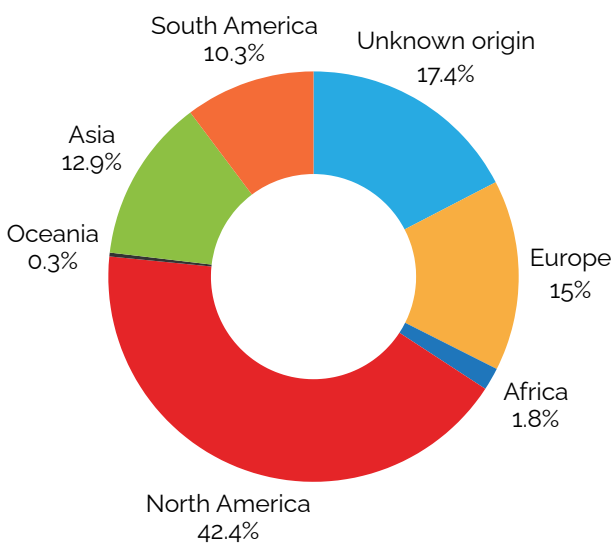
↓ 8.7%

199

INFORMATION CLICKS

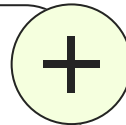


Geographical origin of searches



Most searched words

- distribuidoraforce (22 times)
- ia-megagroup (12 times)
- www (11 times)
- 90skids (8 times)
- dibanka (7 times)
- fiorentinigroup (7 times)



Traffic sources

- dominios.cr | 12.12%
- buscador.lactld.org | 10.11%
- clientes.nic.cl | 5.63%
- svnet.sv | 2.19%
- www.google.com | 2.16%

Unified Domain Search Engine

14.673
VISITORS ↓ 0.7%

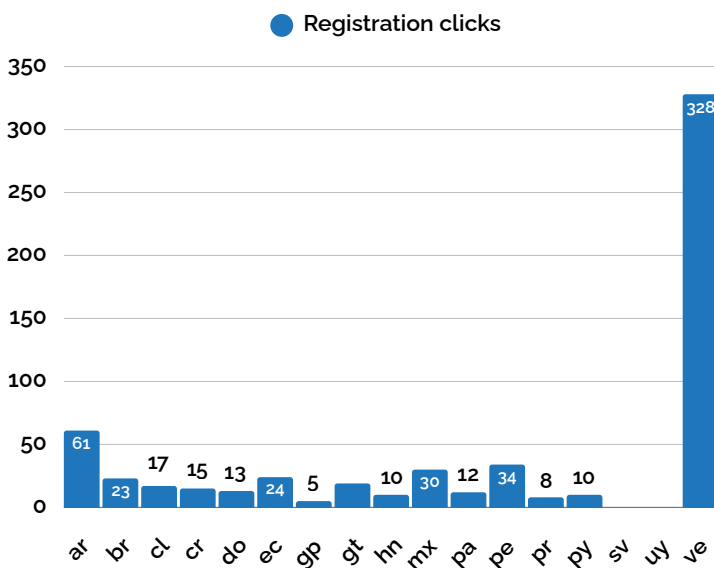
Highest peaks:

- 246 (March 13)
- 242 (March 3)
- 234 (January 26)

430.965
HITS ↓ 19.9%

Highest peaks:

- 20.482 (January 8)
- 17.980 (February 23)
- 17.114 (March 30)

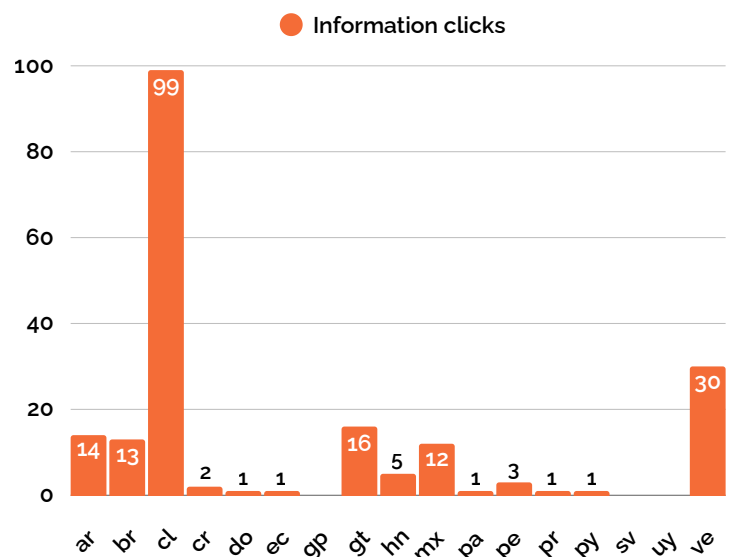


609
REGISTRATION CLICKS ↑ 42.6%

Clicks on "register" for any search result

199
INFORMATION CLICKS ↓ 8.7%

Clicks on "view information" of registered domains



Unified Domain Search Engine



Most searched words

distribuidoraforce (22 times)

ia-megagroup (12 times)

www (11 times)

90skids (8 times)

dibanka (7 times)

fiorentinigroup (7 times)

geo-campus (6 times)

tarot (6 times)

tti (6 times)

alfa (5 times)

chileanwarma (5 times)

colabs (5 times)

electrymentor (5 times)

flashnote (5 times)

ikafish (5 times)

ingenieriaarrebol (5 times)

landman (5 times)

rust (5 times)

thinqk (5 times)

villanuevalira (5 times)

aaf (4 times)

desartes (4 times)

elsalvador (4 times)

equipar (4 times)

flowrun (4 times)

fmpandeazucar (4 times)

gibsolutions (4 times)

insigneo (4 times)

islabella (4 times)

jose (4 times)

juancarpintero (4 times)

nickchile (4 times)

podologiasandramolina (4 times)

redking (4 times)

simple (4 times)

tiendaclara (4 times)



Traffic sources

(% visitors | website)

12.12% | dominios.cr

10.11% | buscador.lactld.org

5.63% | clientes.nic.cl

2.19% | svnet.sv

2.16% | www.google.com

1.47% | www.gt

0.77% | www.nic.uy

0.48% | nic.ar

0.13% | lactld.org

0.08% | uchile.cl

0.08% | bing.com

0.06% | nic.uy

0.06% | www.lactld.org

0.06% | baidu.com

0.04% | www.dominios.cr

0.03% | chatgpt.com



Mosto popular categories

Technology Services & Solutions

Commerce & Retail

Entrepreneurship

Professional

Services/B2B/Engineering

Food & Beverage

Exploration/Testing/Generics

Wellness & Health

Institutional

Infrastructure/Internet

Logistics/Transportation/Mobility

Education & Training

Personal Branding

Entertainment

Unified Domain Search Engine

Geographical origin

1. North America (42,36%)

USA (29,88%)

Costa Rica (6,04%)
 Canada (2,86%)
 El Salvador (1,37%)
 ...

2. Unknown origin (17,39%)

3. Europe (15,04%)

France (3,32%)
 Germany (2,32%)
 Great Britain (1,96%)
 ...

4. Asia (12,88%)

China (5,96%)
 Japan (3,23%)
 South Korea (0,71%)
 ...

5. South America (10,25%)

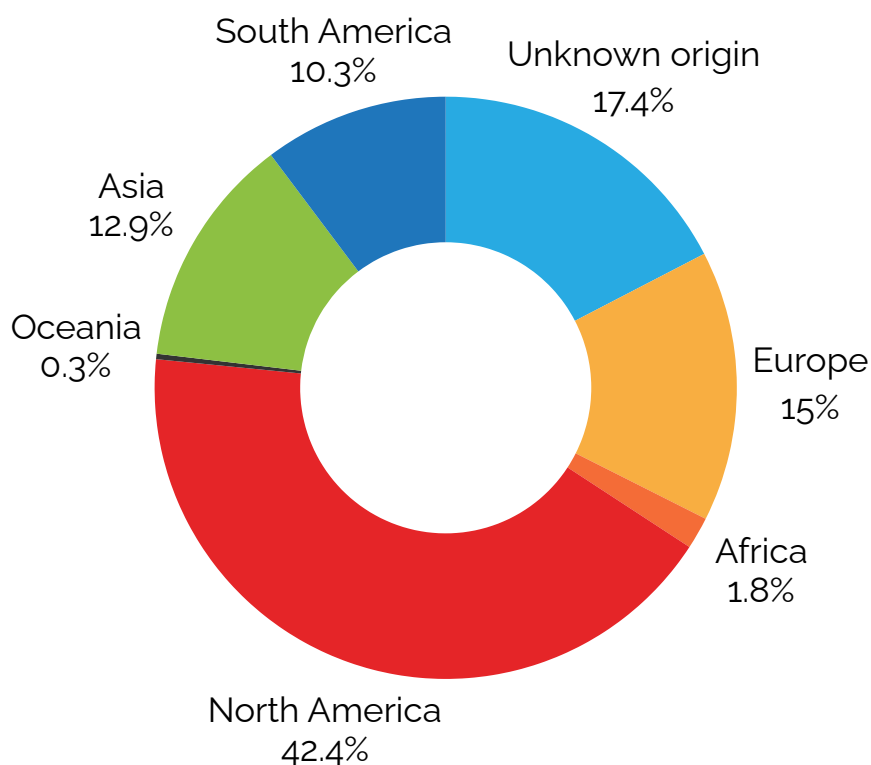
Chile (5,60%)
 Argentina (1,66%)
 Venezuela (1,01%)
 ...

6. Africa (1,78%)

Seychelles (1,27%)
 South Africa (0,31%)
 ...

7. Oceania (0,30%)

Australia (0,27%)
 New Zealand (0,02%)



LACTLD Communication Actions

- Submission of Q4 usage reports for integrated ccTLDs and **associate members** (January 16).
- Publication of the **Q4 usage report** for the LACTLD community and the Internet ecosystem (January 16).
- Submission of 2025 usage reports for integrated ccTLDs and **associate members** (January 26).
- Publication of the **2025 usage report** for the LACTLD community and the Internet ecosystem (January 26).